



PARADIGM
WINDOWS

8-SERIES



Paradigm Windows



At Paradigm Windows, our products are designed by builders, contractors and architects. The tradition of craftsmanship and exceptional performance that we deliver has been everything the competition strives to attain. Delivering unmatched performance, durability and beauty has been our highest standard for decades! Our high-quality vinyl windows are easy to clean and low maintenance. We combine state-of-the-art insulated glass packages with a wide variety of style, color and trim options. We deliver as promised and we've got you covered. **Our industry leading warranty is unmatched and satisfies all project needs.**

What You Need to Know Before Buying Windows...

Making the Right Decision

When you are comparing different window brands be sure to review each product’s testing information. Paradigm Windows products are tested by certified, independent laboratories that provide you with critical information that you need to make the best decision for your project.

We Meet or Exceed Standards of All Prominent Organizations That Set Performance Requirements for Windows.



AAMA Gold Label Certification

Paradigm products are AAMA Gold Label Certified. To achieve this status, products must be tested by an independent, certified test lab to verify air, water and structural performance. All extrusions and components used must also be certified by AAMA to ensure they meet quality standards and insulating glass must undergo durability testing for its own certification.

As an AAMA certified manufacturer, we are required to maintain documented quality procedures, which are reviewed as part of unannounced in-plant inspections by AAMA.

All this ensures products of consistent high quality that will perform to the stated criteria when properly installed.



NFRC Certified

The National Fenestration Rating Council (NFRC) provides certification of a window or door product’s thermal performance.

Through a combination of laboratory testing and computer-based simulations, properties such as heat flow (U-factor), Solar Heat Gain, and visible light transmittance are accurately determined, and each product labeled with these values.

Random product testing by an independent lab verifies product conformance. The NFRC label on Paradigm products ensures you have accurate performance information when shopping for the best products for your home.



ENERGY STAR®

ENERGY STAR® is a program administered by the U.S. Environmental Protection Agency, which enables consumers to make informed choices about energy efficient windows and doors.

Using performance data obtained through NFRC certification, ENERGY STAR® establishes performance criteria that must be met for a product to qualify within designated climate zones.

Use of ENERGY STAR® products can reduce energy consumption, helping you save money while protecting the environment.

Best-In-Class Spacer System

Duralite® True Warm Edge Technology

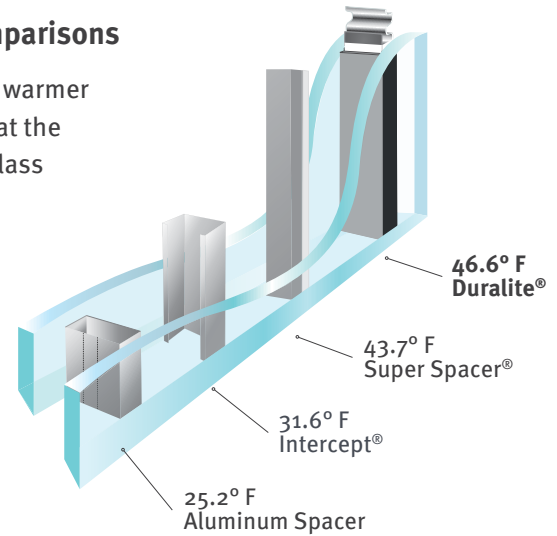
A spacer keeps a window's glass panes the correct distance apart. In some windows, the spacer in the window frame can be conductive, allowing valuable energy to escape. The Duralite® Spacer System reduces conductivity by 45% by eliminating metal components, allowing our products to maintain optimal thermal performance.

Right Side Graphic - Shows that our spacer system achieves a temperature of +21.4 degrees warmer than other spacer systems. If the temperature outside is 0 degrees, and the interior temperature is 70 degrees, the "touch" temperature of the glass would be 46.6 degrees. This keeps the warm air in, maintaining a more consistent interior temperature.

Spacer Comparisons

up to **+21.4°F** warmer temperature at the edge of the glass

Outside 0° F
Inside 70° F



Glass Types

What is Low-E glass, and what does it mean?

Low emissivity (Low-E) glass employs a high-performance coating designed to selectively reflect thermal and visible wavelengths. This allows the insulating glass (IG) to reflect heat back toward the warm side (interior in winter, exterior in summer), while providing a clear view and natural light. The placement of this Low-E surface within the IG can affect performance factors, such as solar heat gain, allowing for customization based on regional climates or sun exposure. Gas fill, such as Argon, is sealed within the IG which reduces convection to provide a better insulating value.

Low-E 270 with Argon

This glazing package incorporates a Low-E coating on the sealed side of the exterior pane, and argon gas fill. This allows the reflection of radiant heat with some limited solar heat gain. **Good for year-round insulating value, without excessive solar heating in summer months.**

Low-E 270/i89 with Argon

This package provides 2 Low-E surfaces, on the sealed side of the exterior pane and the room-side of the interior pane. This combination provides heat reflection from both panes, with some solar heat gain. **A thermally improved option good for a wide range of climates.**

Low-E 180/i89 with Argon

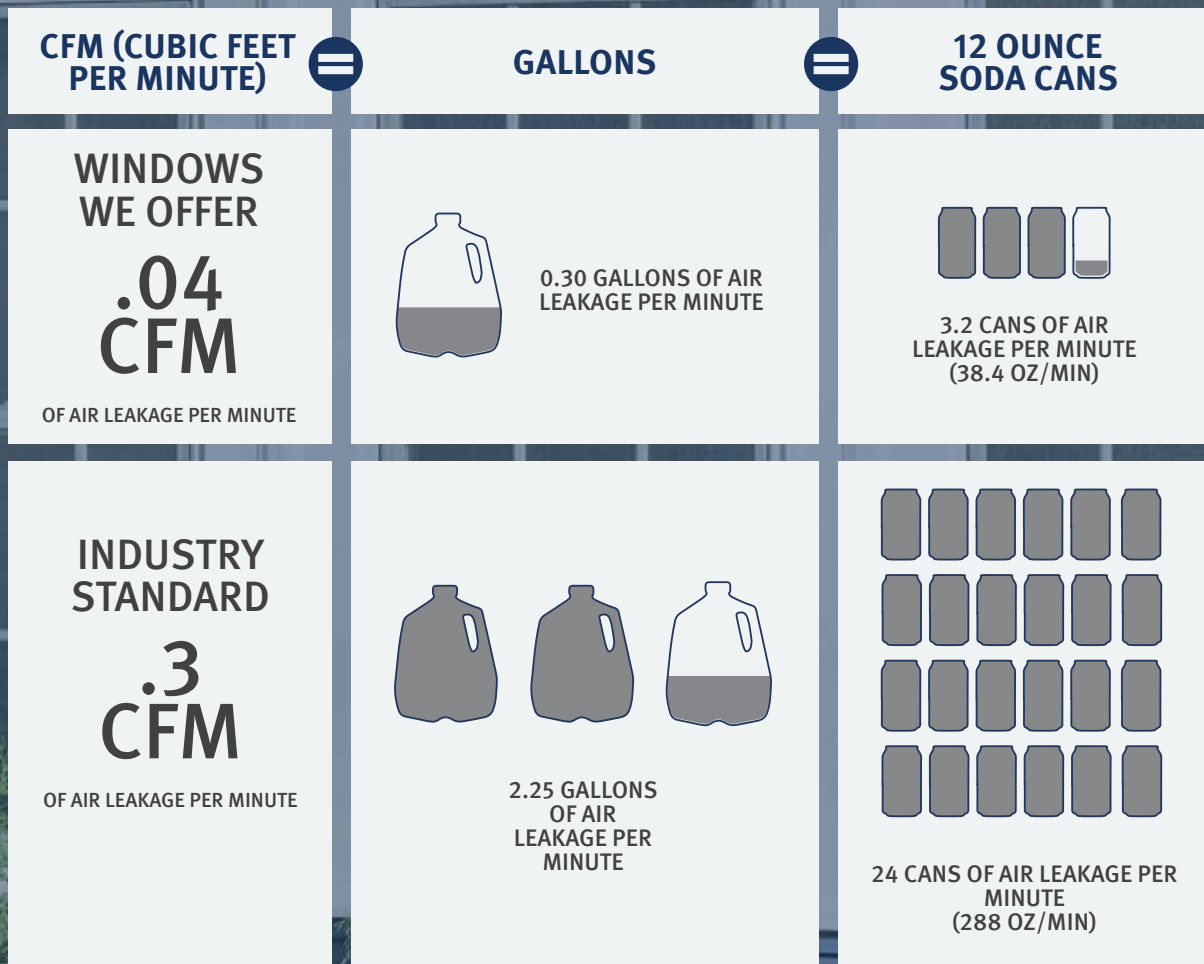
Similar to Low-E with Argon, but meets and exceeds ENERGY STAR 7.0. The additional surface level of Low-E coating provides the benefit of lower condensation resistance, radiant heat reflection and improved U-Value. **A good choice for primarily cold weather climates.**

Triple Pane Low-E with Argon

Triple pane Low-E offers 2 panes of Low-E, on the sealed side of the interior and exterior panes, with an added pane of clear glass in between. This provides 2 sealed, argon filled cavities for added insulation. Solar heat gain is moderate, **so this is also suitable for high insulating value in a variety of climates.**

Paradigm Window Solutions offers many glass package options to achieve performance standards specified by you! For more information on other glass packages, contact a Paradigm representative, or distribution partner.

Air Infiltration Comparison



Window Warranty Comparison

Warranties are very different between companies and window lines.

Please note that these averages are made after research and based on multiple sources.

| COMPONENT | AVERAGE | PARADIGM |
|--------------------------|--------------------------------------|--------------------------------|
| VINYL | 10 - 15 Years | LIMITED LIFETIME, NON-PRORATED |
| FRAME | 10 Years | LIMITED LIFETIME, NON-PRORATED |
| GLASS | 10 - 20 Years | LIMITED LIFETIME, NON-PRORATED |
| NON-GLASS PARTS/HARDWARE | 5 - 10 Years | LIMITED LIFETIME, NON-PRORATED |
| LABOR/PARTS | UNCOVERED; CLIENT PAYS OUT OF POCKET | FIRST 5 YEARS |

The 8-Series Double Hung

At Paradigm Window Solutions, we understand the importance of quality and value when it comes to one of your most valuable asset – your home. We’ve designed a series of premium vinyl windows to capture the look of traditional windows. Our contoured narrow-line exterior mainframe adds striking curb appeal to your home along with the beauty, craftsmanship and efficiency you deserve.

8-Series Double Hung Window Features

.070 NOMINAL WALL THICKNESS

Extrusion walls are made up of high quality virgin PVC, providing superior structural integrity.

FUSION WELDED FRAME AND SASHES

Industry-standard fusion welding system for clean, precise lines and improved structural strength.



EQUAL SIGHT LINE SASHES

Top and bottom sashes are equal for cleaner sight lines. Equal sight lines increase the visible glass area maximizing the amount of light that comes through the window.

SLOPED SILL WITH I-BEAM CONSTRUCTION

Proprietary sill design allows for increased water protection and added strength.

Shown - 8300 Premium Double Hung - Exterior White with 3-Sided Offset Casing



EXCEPTIONAL INSULATING GLASS

Standard glass includes 3/4" Insulated glass unit with Low-E/Argon for superior thermal efficiency. Many glass options available.



DURALITE® WARM EDGE SPACER SYSTEM

Polycarbonate design contains no metal and is known as the most energy efficient spacer system on the market.



FULLY INTEGRATED COMPONENTS AND TRIPLE WEATHER STRIPPING

Keeps air leakage rates as low as .04cfm/sf - among the lowest in the industry. T-slot weather stripping design allows for easy repair and replacement.



STAINLESS STEEL CONSTANT FORCE BALANCE

This mechanism performs better than block and tackle pulley system and provides a tighter seal. This mechanism is hidden inside the balance track and ensures smooth and effortless fingertip operation to open and close your windows.



EXTERIOR GLAZING WITH INTEGRAL LIFT RAIL

Clean sight lines from the interior side for an architecturally correct look.

FULL INTERLOCK AT UPPER AND LOWER MID-RAIL

Creates one of the tightest seals from the outside in the industry, helping to keep air from escaping out of your home.

Shown - 8300 Premium Double Hung - Painted interior Black



PROPRIETARY HIDDEN BALANCE CAVITY AND BALANCE COVER

Reduces air infiltration between the frame and integral components for a tight seal and a clean look.



TILT-WASH CAPABILITY

Tilt function for both sashes for easy cleaning.



OPTIONAL FOAM FILLING

High density polyurethane insulated frames and extrusions provide additional energy savings. (Not available in single hung).

AVAILABLE 8 - SERIES WINDOW TYPES

Double Hung, Single Hung, Casement, Awning, Hopper, Slider, Picture, Specialty Shapes and Bays and Bows.

Slider

Homeowners seeking to maintain a greater level of comfort at home can rely on Paradigm's sliding windows which are designed to guard against harsh weather elements and look great.

For draft-free comfort, easy operation and solid performance our sliding windows get the job done!

Sliding Window Features

- › Unique lift-out sash design makes cleaning easier.
- › Lift-out sashes have twin tandem brass rollers for easier operation.
- › Draft-free comfort is ensured by having the sash encapsulated into the frame.
- › Extra weather-stripping provides extra comfort and maximized energy efficiency.
- › Diverse options for peak ventilation includes the two-section slider or the three-section slider with center or end vents.



Three lite slider configuration $\frac{1}{4}$ - $\frac{1}{2}$ - $\frac{1}{4}$



Three lite slider configuration $\frac{1}{3}$ - $\frac{1}{3}$ - $\frac{1}{3}$



Casement & Awning

For a beautiful, open view from your home, Paradigm's casement and awning windows offer a unique blend of charm and elegance. Three continuous seals of weather-stripping around the window's perimeter provide a barrier to help eliminate drafts and delivers ultimate comfort. Custom design enhancements offer the style and versatility you desire.

Casement & Awning Features

- › A dual action hardware system allows the back of the window sash to slide away from the hinge side jamb, creating an accessible space to wash the exterior glass surface.
- › Low profile single lever multi-point locking system for secure and easy operation.

Casement Hardware

Contoured low profile handle provides an unobstructed view of your new windows. The operating handle folds in for a clean look.



Black



White



Tan



Brushed Nickel



Bay & Bow

Paradigm's bay and bow windows bring more sunlight to a space, both inside the home and from exterior viewpoints. They're a great way to add more space on the inside and beautify your home on the outside. Bay and bow windows let you feel the breeze outside whenever you want with operable end units. Optional colors, inside and out, plus many glass selections to enhance the beauty of these window styles.



Bay & Bow Features

- › Seat boards that are 67% thicker and stronger. Crafted with high-quality A Grade 1 1/4" Hardwood Veneer Plywood for headboards, seats, and side jambs. Opt for added insulation with optional R9 and R21 insulation for the seat board.
- › Interior head and seat boards of the bay or bow windows are ready to be stained or painted to match your decor.
- › Interior of mullions and side jambs feature coordinating solid hardwood facings and window stops. Interior captures the look and feel of fine furniture.
- › Built in panning system to help protect against unwanted water and moisture.
- › Bay angle: Available in 30° or 45°
- › Bow angle: 10° or 15°



Furniture Finish

The insulated seat board features a high quality red oak or birch veneer finish with matching edge banding.

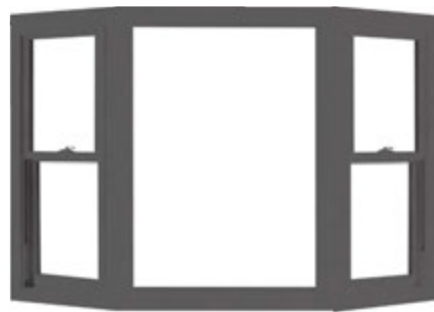


Chain Support System

A factory provided chain system ensures the strength you need for proper support and installation.




- ▼ This bay window features colonial grids in the center and flanked by premium double hung windows with colonial grids in the top sash.
-



- ◀ This bay window features an anthracite exterior with premium double hung windows on each side.
-



- ▼ This 5-lite bow window features black exterior color with matched black colonial grids, and four operating casement windows.
-



Patio Door

Reliability Redefined:

Paradigm's 8-Series patio door (8400) unites dependability, security, beauty, and durability for all of your new construction and renovation needs. Enjoy year-round comfort with energy saving climate control glazing for superior insulation against all types of weather.

Our 8-Series vinyl patio door comes fully assembled. Available in white, tan (sandstone) or black (lamine) exterior/white interior. Color matching handle comes standard, with satin nickel upgrade available. Non-keyed available in white only, all other handle colors are keyed.

The 8-Series patio door is built to perform and with its classic look, withstand design trend changes.

Options available include:




- › Standard Flat Casing & 908 Brickmould available in White, Tan or Black (lamine). Casing color can be different than door color.
- › Extension jambs 3-Sides (Primed & PVC), 4⁹/₁₆", 6⁹/₁₆" and custom up to 7¹/₄" wall depth (receiver not included). PVC may be extended lead-time.
- › Standard glass covers Energy Star in North & North-Central zones
- › Flat & contoured GBG's available in Colonial & (9L) Prairie patterns (colors match the door). Flat is extended lead-time.
- › SDL's, one or two sides (colors match the door). One sided requires GBG.
- › Foot Lock
- › Stainless Steel hardware



Sizes and Configurations Available:

- › 2 panel (XO, OX)
- › 3 panel (OXO-L, OXO-R, OOX & XOO)
- › 4 panel (OXXO)

- Fixed Panel
- × Opening Panel



The 8400 Series Patio Door is designed for optimum performance. With security, top-of-mind, this door has been engineered with an exclusive multi-locking mechanism to withstand up to 1200 pounds of force!

Features:

- › Thermo-fusion welded master frame
- › Elegantly sculpted frame and sash
- › Engineered sash corners for stability and strength
- › Glass is continuous wet glazed for weather tight seal
- › Integral raised screen track for easy operation
- › Traditional and elegant design with a 4" top rail height, 4" stile width and 6" bottom rail height
- › All frames and sashes are structurally reinforced with aluminum
- › Rugged sill design
- › High performance weather seals
- › Meets or exceeds AAMA/NWWDA standards
- › Achieves an R-50 AAMA Rating

Available Color Options:



WHITE



TAN



BLACK LAMINATE
(EXTERIOR ONLY)

Geometric

Picture Windows

The 8-Series picture window provides the perfect panorama for your favorite setting; your home. In fact, you can almost think of our picture window as a wide-screen movie formatted to full screen for your viewing pleasure!

Picture windows are available in 3 different configurations, and can be made to match your operable window choice.

- › Beveled Picture
- › Casement Picture
- › Sidelite



Geometric Windows

Paradigm’s geometric windows let you complete the distinction to your home’s exterior view, while allowing you to capture more of the world around you. Our geometric shaped windows aren’t just beauty in the eyes of the beholder; they’re beautifully energy-efficient as well.

From the simple to the sublime, you can select both shape and size to create your own home’s personality and points of interest, or simply to grace a special space with sunlight.

You’re the designer and we’re here to help you round out your creation.



Geometric Styles

- › Full Circle
- › Circle top
- › Circle top with extended legs
- › Eyebrow
- › Eyebrow with extended legs
- › Octagon
- › Trapezoid
- › Pentagon
- › Quarter round
- › Triangle

Labor Saving Features

Designed with Time Savings in Mind



FACTORY APPLIED INSTALLATION OPTIONS

Casings

Casing styles include 3 1/2" Flat and 2 1/4" Brickmould. Available in 3-sided with sill nosing or 4-sided picture frame styles. Casings come with a built in nail-fin and 1 inch J-channel pocket for seamless frame integration.

Factory Mulling

Factory applied and structurally rated, our mulling provides cost savings for any project.

Built-in Features

To make installation easier all windows and patio doors include integrated nail fins and J-channel.

Interior Receivers

Factory applied channel to receive drywall. Available in 5/8" and 3/4".

Extension Jamb

Factory applied wooden frame that fills the depth of the wall space from the inside face of the window frame or "jamb" to the face of the plaster or gypsum wall. Available in primed and PVC.

Mulling

Directly joins products without adding to total frame size. Employs aluminum stiffener, full-length interior and exterior vinyl clips, and high-strength structural sealant.



Photo provided by Robie Exteriors - 2020

Designer Grid Options

Grid options enhance your window's beauty and style. Paradigm offers a variety of the distinct grid styles shown below.

Simulated Divided Lites (SDL)

Instead of grids between the glass, choose Simulated Divided Lites to maintain your home's classic character. Have all the advantages of premium-performing windows with thermally-efficient insulating glass, plus the timeless beauty of grids on both the interior and exterior panes of glass. SDL is available in all of Paradigm's color combinations.



Grids Between The Glass (GBG)

Grids are installed in between the panes of glass. This grid type offers a smooth interior, making the window easier to clean. GBG is available in many configurations, making this grid type a great solution for any style or design requirement. GBG can be painted to match or complement your window color choice.


Grids between the glass (GBG) and simulated divided lites (SDL) are available in both standard and wide widths.



Grid Configurations



Flat Grids



Contour Grids



Single Prairie



Single Prairie
SDL

Screens

FlexScreen™

Designed to provide ultimate flexibility, durability and visibility this screen aligns with our hassle-free design making our products easy to operate and clean.

Like our windows, FlexScreen™ is designed to withstand extreme weather. This flexible frame is nearly indestructible, scratch resistant and hides within the screen pocket which eliminates the need to match paint.

FlexScreen™ is available on double hung, single hung and horizontal slider window types, in full or half screen configuration. Locking screen is not available.

Screen Options



Flex Screen



Standard Fiberglass Screen

Jamb Extensions and Exterior Casings

Interior Jamb Extensions



Interior Receiver Only



Clear Pine 6 9/16" Depth



Primed Finger-jointed
4 9/16" Depth



Primed Finger-jointed
6 9/16" Depth

Exterior Casings



Offset Flat

Flat

Brickmould



3 Sided with Sill Nose



Brickmould - 4 Sided



Flat Casing - 4 Sided

Locks and Hardware

Hung and Slider Window Lock Options



Black



White



Brushed Nickel



Tan

Casement Hardware



Black



White



Brushed Nickel




Tan

BECAUSE CHOICES AREN'T ALWAYS BLACK AND WHITE

Colors

Choose from four paint color options or two vinyl finish options — for the interior or exterior of your windows.



Finish Options

White Vinyl

Tan Vinyl

Printed images may vary from exact product colors and finishes. Please see your Paradigm dealer for exact color and finish samples.



PARADIGM

W I N D O W S

56 Milliken St. | Portland, Maine 04103

877.994.6369
paradigmwindows.com



©2025 Paradigm Window Solutions. All Rights Reserved. Paradigm Window Solutions is a registered trademark. ENERGY STAR® is a registered trademark of the U.S. Department of Energy. NFRC® is a registered trademark of National Fenestration Rating Council®. Paradigm Window Solutions as the manufacturer, reserves the right to change information, performance data and any other specifications at any time.

Updated: 01/2025